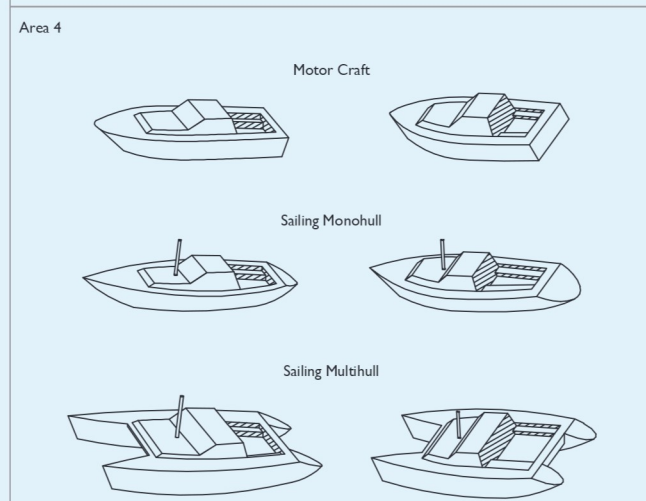
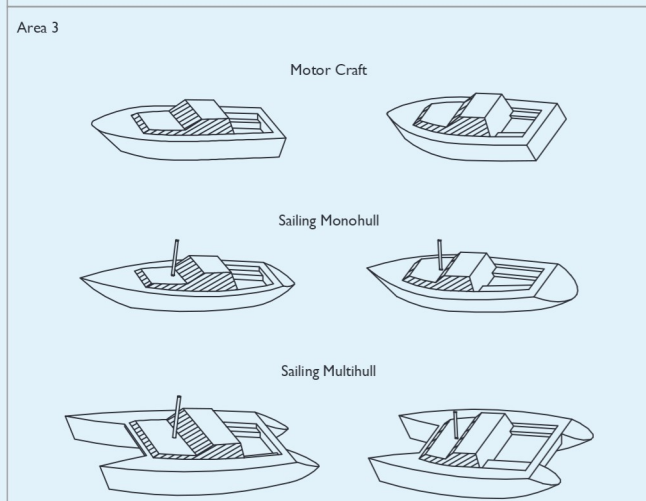
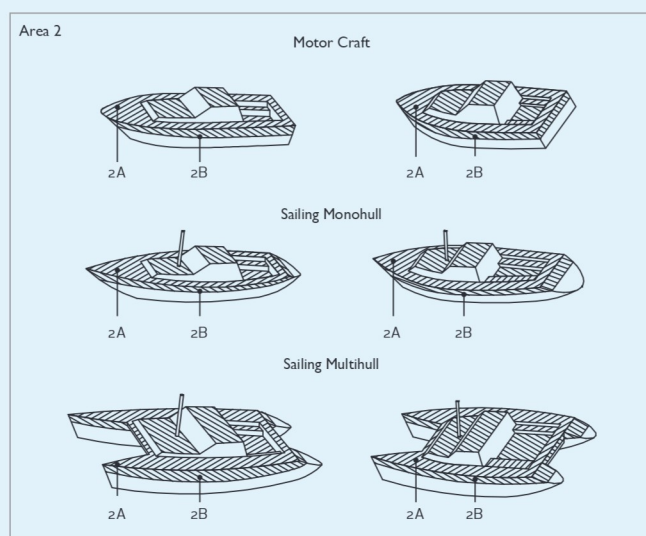
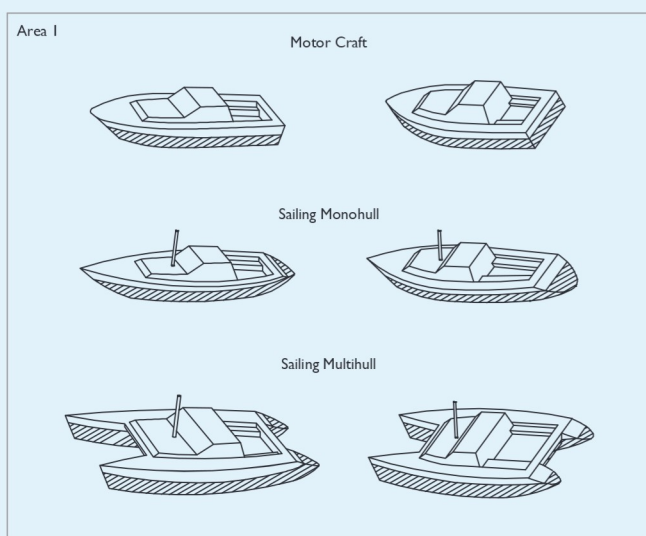


4. Hatch & Portlight

CE Regulations

The CE Regulations apply to craft up to 24m in length that are sold in the European Union. Although the Regulations may not apply to your boat, they are a useful guide for small craft throughout the world.

- The Regulations have Design Categories for boats based on their intended usage and propulsion (sail or power). Boats built to CE Regulations are fitted with a plate showing the Design Category.
- All Lewmar hatches and portlights are for Design Category A (Ocean Sailing) or Design Category B (Offshore Sailing).
- The Regulations divide up the hull and deck into four specific 'areas'. These are shown below.
- For craft with a freeboard greater than 1/12 of its overall length, the hull is split into Area 1 and Area 2B. Please refer to the Recreational Craft Directive 94/25/EC.
- A product that is suitable for fitting to an area for which it is approved is suitable for all the areas below its category. For example, a portlight that is approved for Area 2A may also be fitted to Areas 3 and 4, but not Areas 1 or 2B.
- All the hatches and portlights in this publication are CE Approved for the areas indicated on the product pages.
- Lewmar warranties are invalid if the product is installed in an area where it is not intended, and if the installation fails to meet the requirements of the CE Regulations.



Hatches

DESCRIPTION	SIZES	CATEGORY	AREA
LOW PROFILE	ALL	A	2A, 3 & 4
MEDIUM PROFILE	ALL	A	2A, 3 & 4
OCEAN HATCH	ALL	A	2A, 3 & 4
FLUSH HATCH	ALL	A	2A, 3 & 4
PILOT HATCH	ALL	A	3 & 4

Portlights

DESCRIPTION	SIZES	CATEGORY	AREA	DESCRIPTION	SIZES	CATEGORY	AREA
STANDARD	ALL	A	2A, 3 & 4	STAINLESS	0,1,1RE,7RE,8	B	1, 2, 3 & 4
ATLANTIC	10, 30, 32	A	1, 2, 3 & 4	STAINLESS	ROUND	A	1, 2, 3 & 4
ATLANTIC	40, 60	A	2A, 3 & 4	FLUSH MITRE	0, 1, 3 & 4	A	2A, 2B, 3 & 4
STAINLESS	0,1,1RE,7RE,8	A	2A, 3 & 4				