

SOUND SIGNALS IN RESTRICTED VISIBILITY

Horn / Whistle Signal:	Interval:	Vessel:
—	Maximum 2 minutes	Motor vessel making way
— —	Maximum 2 minutes	Motor vessel underway but stopped
— · · ·	Maximum 2 minutes	Sailing/hampered vessel
— · · · (Optional)	After signal from hampered vessel	Towed vessel
· · · —	After signals for motor vessel (Additional to bell)	Pilot vessel on duty
Bell:	Interval:	Vessel:
Rung for 5 sec	Maximum 1 minute	Vessel > 20m at anchor
followed by gong for 5 sec	Maximum 1 minute	Vessel > 100m at anchor
3 strokes of bell then ringing for 5 sec then 3 strokes of bell		Vessel > 20m aground
As above followed by gong for 5 sec		Vessel > 100m aground

NOTES TO U.S. INLAND WATERWAYS

- (i) Vessels being pushed ahead or towed alongside exhibit a yellow flashing light forward.
- (ii) Tugs pushing ahead or towing alongside on Western Rivers above the Huey P. Long Bridge on the Mississippi exhibit sidelights and two yellow towing lights in vertical line only.
- (iii) Motor Vessels operating on the Great Lakes may carry an all-round white light in place of a second masthead light and stern light.

Vessel Definition

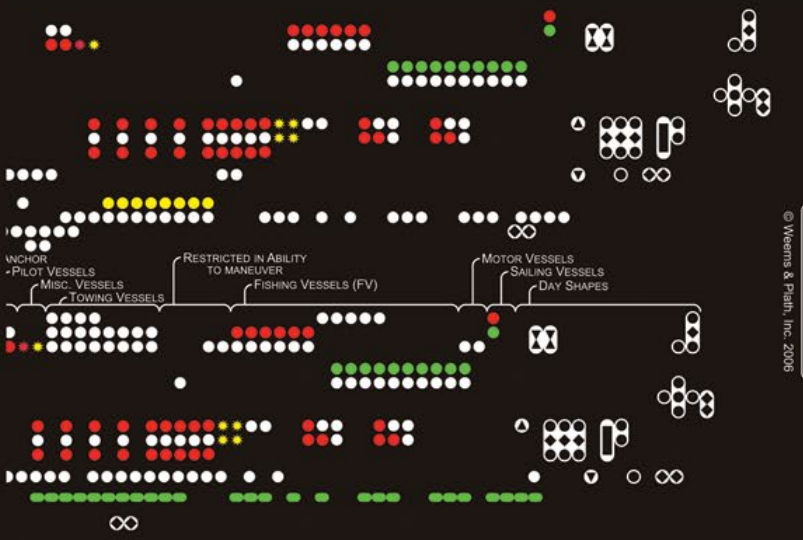
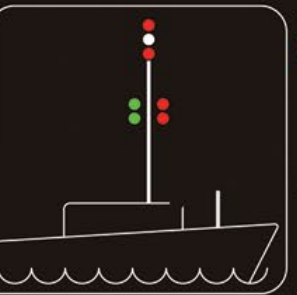
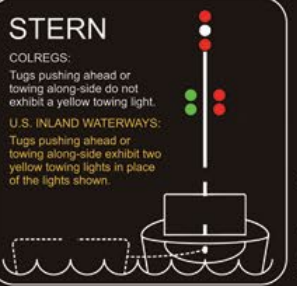
(SAFE SIDE) VESSEL ENGAGED IN UNDERWATER WORK (DANGER SIDE)

LIGHTrule®

MANEUVERING & WARNING SIGNALS

Horn / Whistle Signal:	Meaning:
· · · ·	I am turning to starboard.
· · · ·	I am turning to port.
— — — —	I am running my engines in reverse.
— — — —	What are your intentions?
· · · ·	Warns others when approaching a blind bend (signal to be answered with same).
· · · —	I intend to overtake you on your starboard side.
· · · —	I intend to overtake you on your port side.
· · · —	Vessel indicating her agreement to overtaking signals.

- Notes to Tugs & Towed Vessels:
- (i) Tugs < 50m in length are not required to exhibit the masthead light forward as shown but may do so.
 - (ii) Dracones (semi-submerged towed objects) may exhibit 1 all-round white light, and by day a diamond, at or near the after end.
 - (iii) Semi-submerged towed vessels >25m wide exhibit 2 additional all-round white lights at or near the extremities of their breadth.
 - (iv) Semi-submerged towed vessels >100m in length exhibit additional all-round white lights between the lights shown.
 - (v) Semi-submerged towed vessels exhibit an additional diamond at or near the forward end if the length of the tow exceeds 200m.
- Note to Fishing Vessels:
- Each vessel >20m in length engaged in pair trawling exhibits, in addition to the lights shown, a searchlight directed forward and in the direction of the other vessel of the pair.



Vessel Definition

(SAFE SIDE) VESSEL ENGAGED IN UNDERWATER WORK (DANGER SIDE)

LIGHTrule®